

Scaled data based on original data using
LM-79-08 Approved Method: Electrical and Photometric Measurements of Solid-
State Lighting Products

Test Report Prepared for
Cooper Lighting Solutions
(formerly Eaton)

Brand: STREETWORKS

Report Number: P300753

Luminaire Tested: **GAA-AF-06-LED-U-AFL-600-HSS**

Issue Date: 3/3/2020

Test Information

Test Method: LM-79-08
Report Number: P300753
TEST IS SCALED FROM IESNA LM-79-08 TEST DATA (P24297)
Test Lab: INNOVATION CENTER P2
Issue Date: 3/3/2020
Manufacturer: COOPER LIGHTING SOLUTIONS (FORMERLY EATON)
Product Line: STREETWORKS
Catalog Number: GAA-AF-06-LED-U-AFL-600-HSS
Description: GALLEONNAIRE AREA AND ROADWAY LUMINAIRE
(6) 70 CRI, 4000K CCT 600mA LIGHTSQUARE WITH 16 LEDS EACH AND Automotive Frontline WITH HOUSESIDE SHIELD OPTICS
Light Source: -
Ballast/Driver: -

Summary

Lumens per Lamp: N/A
Luminaire Lumens: 17441.9 lumens
Efficiency: N/A
Efficacy: 90.4 lumens/watt
Luminous Opening: Rectangular (W 1.5' x L: 1' x H: 0')
IES Classification: Type II - Short - Full Cutoff
BUG Rating: B1 - U0 - G2

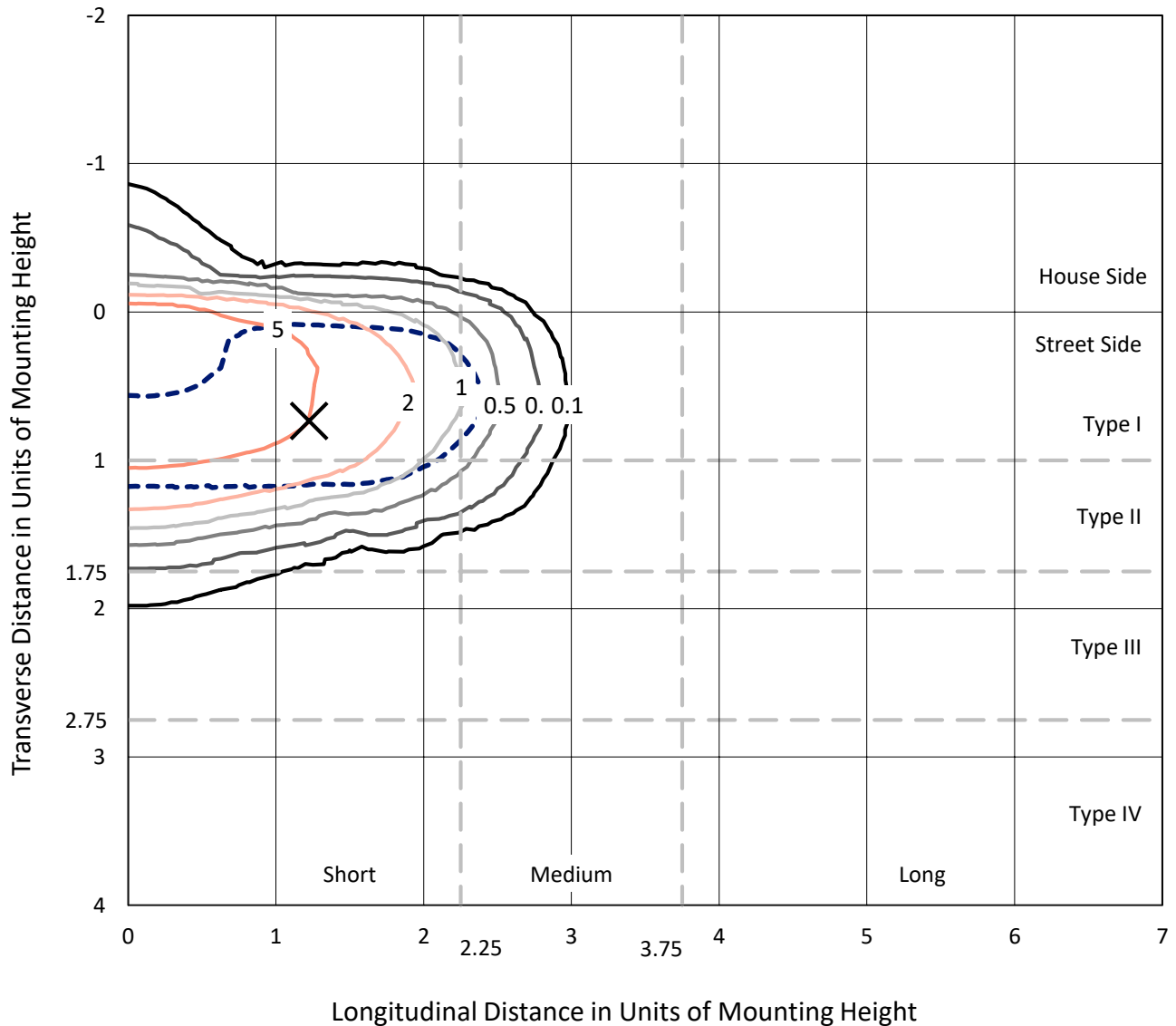
Input Watts (W): 193
Input Voltage (V): NR
Input Current (Ain): NR
Voltage Rise (V): NR
Power Factor: NR
Total Harmonic Distortion (THDi): NR
Frequency (hertz): 60
Stabilization Time: NR
Operation Time: NR
Ambient Temperature (°C): NR
Test Distance: 28.75 FT



REPORT NUMBER: P300753
 CATALOG NUMBER: GAA-AF-06-LED-U-AFL-600-HSS

Iso-Footcandle Lines of Horizontal Illumination

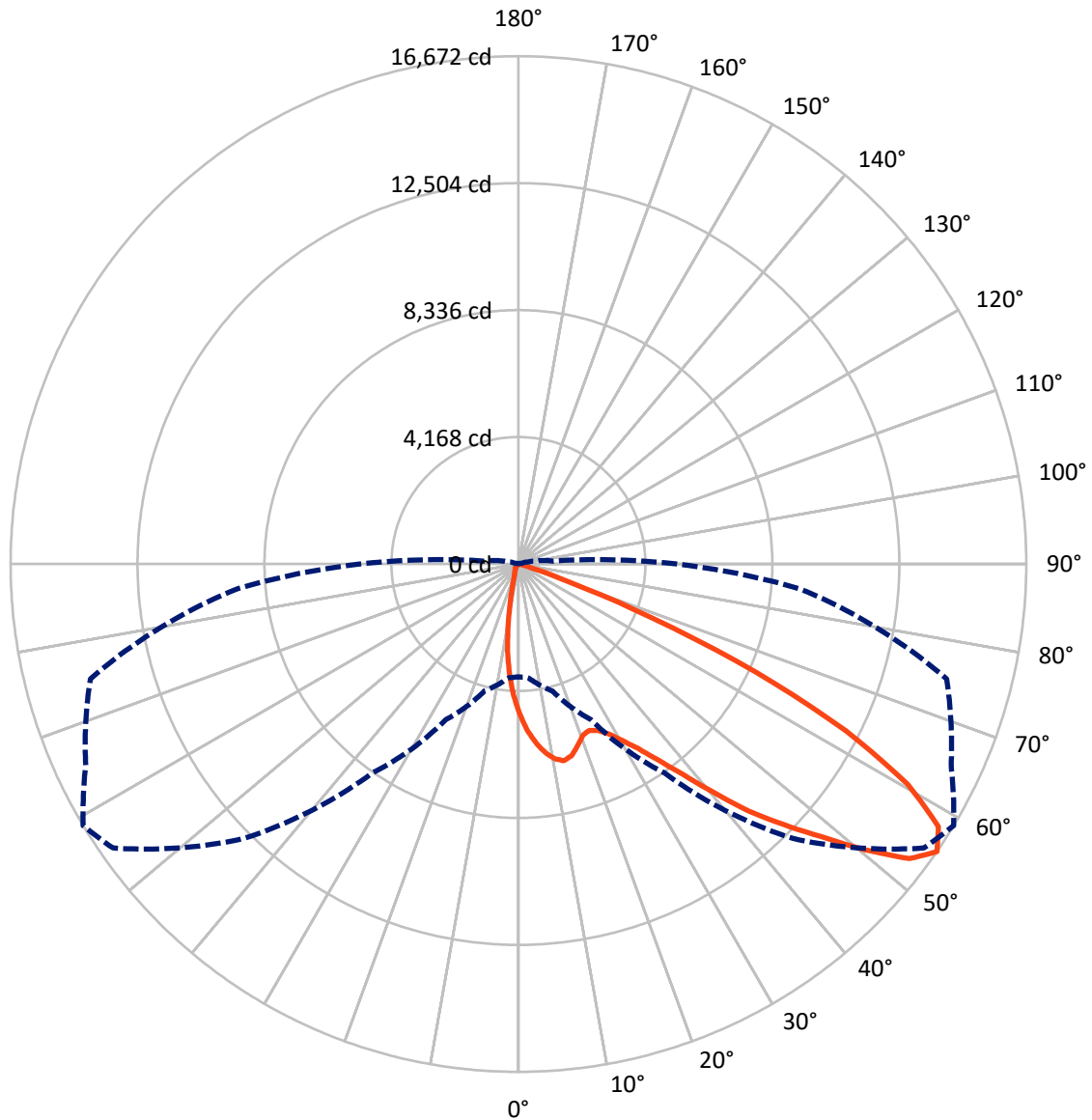
✕ Max cd
 - - - 1/2 Max cd



Based on 25 foot mounting height. Maximum calculated value = 9.8 fc
 Type II - Short - Full Cutoff

REPORT NUMBER: P300753
CATALOG NUMBER: GAA-AF-06-LED-U-AFL-600-HSS

Luminous Intensity Polar Plot



— Vertical Plane Through 59-Deg Lateral - - - Horizontal Cone Through 55-Deg Vertical

REPORT NUMBER: P300753

CATALOG NUMBER: GAA-AF-06-LED-U-AFL-600-HSS

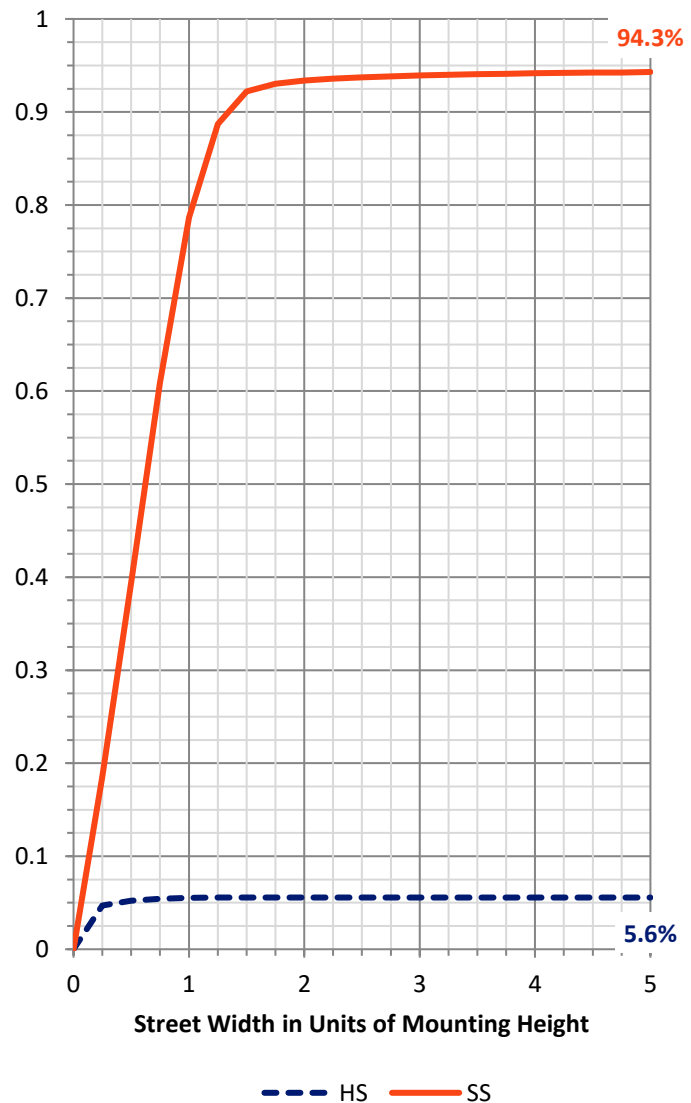
FLUX DISTRIBUTION:

		Downward	Upward	Total
House Side	Lumens	974.2	0.0	974.2
	% Fixture	5.6	0.0	5.6
Street Side	Lumens	16467.6	0.0	16467.6
	% Fixture	94.4	0.0	94.4
Total	Lumens	17441.9	0.0	17441.9
	% Fixture	100.0	0.0	100.0

Coefficient of Utilization

ZONAL LUMENS:

Zone	Lumens	% Fixture
0°-10°	411.2	2.4
10°-20°	984.6	5.6
20°-30°	1675.5	9.6
30°-40°	2881.5	16.5
40°-50°	4448.7	25.5
50°-60°	4472.3	25.6
60°-70°	2293.4	13.1
70°-80°	248.5	1.4
80°-90°	26.0	0.1
90°-100°	0.0	0.0
100°-110°	0.0	0.0
110°-120°	0.0	0.0
120°-130°	0.0	0.0
130°-140°	0.0	0.0
140°-150°	0.0	0.0
150°-160°	0.0	0.0
160°-170°	0.0	0.0
170°-180°	0.0	0.0
0°-90°	17441.9	100.0
0°-180°	17441.9	100.0



REPORT NUMBER: P300753

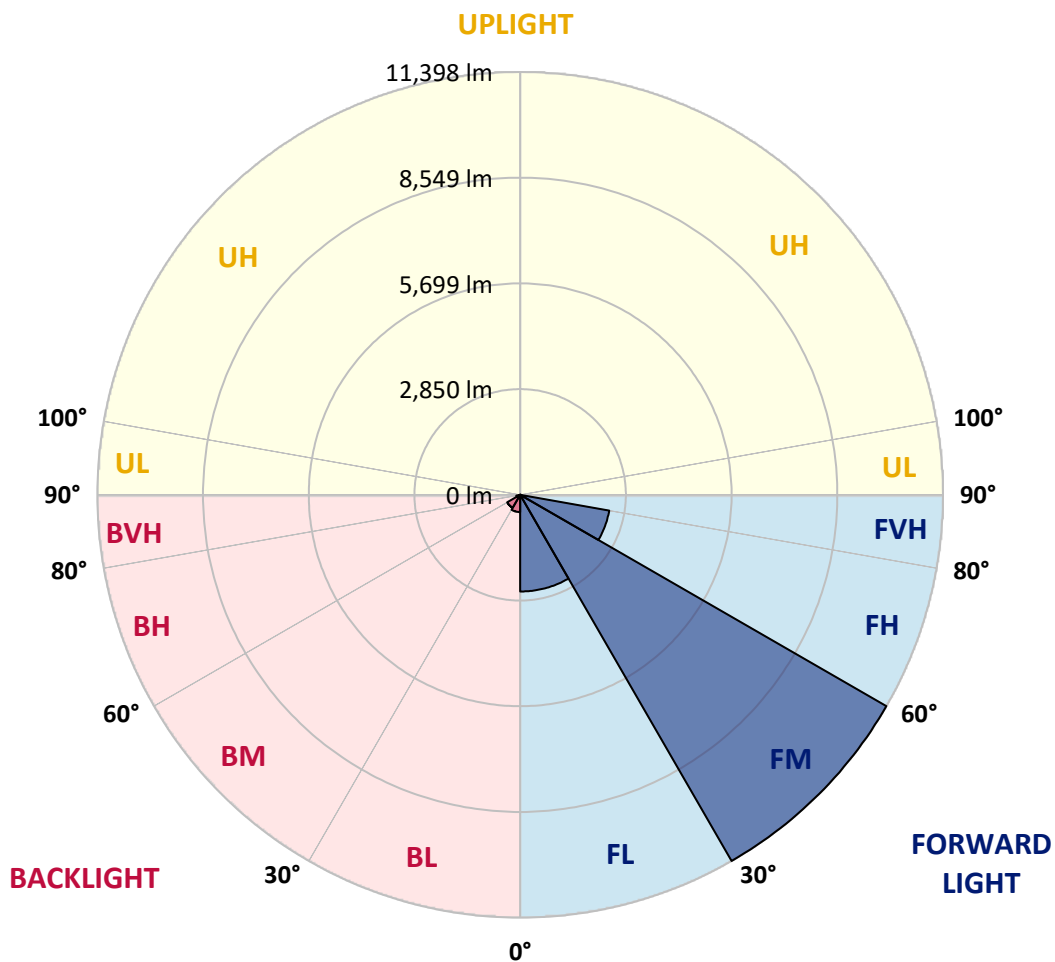
CATALOG NUMBER: GAA-AF-06-LED-U-AFL-600-HSS

LUMINAIRE CLASSIFICATION SYSTEM LUMEN TABLE AND BUG RATING:

Zone		Lumens	% Fixture	Zone Rating/Lumen Limit		
				B	U	G
FL	(0°-30°)	2606.4	14.9			
FM	(30°-60°)	11398.2	65.3			
FH	(60°-80°)	2437.6	14.0			G2/5000
FVH	(80°-90°)	25.4	0.1			G1/100
BL	(0°-30°)	465.0	2.7	B1/500		
BM	(30°-60°)	404.3	2.3	B1/1000		
BH	(60°-80°)	104.4	0.6	B0/110		G0/110
BVH	(80°-90°)	0.5	0.0			G0/10
UL	(90°-100°)	0.0	0.0		U0/0	
UH	(100°-180°)	0.0	0.0		U0/0	

BUG Rating: B1-U0-G2

Type II Short





REPORT NUMBER: P300753

CATALOG NUMBER: GAA-AF-06-LED-U-AFL-600-HSS

CANDELA DISTRIBUTION (FULL):

	0°	5°	15°	25°	35°	45°	55°	59°	65°	75°	85°
0°	4909.8	4909.8	4909.8	4909.8	4909.8	4909.8	4909.8	4909.8	4909.8	4909.8	4909.8
2.5°	5809.4	5747.7	5729.2	5716.8	5660.2	5589.2	5492.4	5447.1	5354.5	5205.2	5022.0
5°	6341.6	6330.3	6289.1	6266.5	6205.7	6104.9	5950.5	5876.3	5729.2	5478.0	5149.7
7.5°	6109.0	6180.0	6236.6	6331.3	6450.7	6446.6	6316.9	6239.7	6075.0	5743.6	5291.7
10°	5210.4	5268.0	5360.7	5575.8	6014.3	6401.3	6553.6	6498.1	6366.3	5987.5	5428.6
12.5°	5034.4	5028.2	5044.7	5107.5	5337.0	5888.7	6513.5	6625.7	6598.9	6210.9	5558.3
15°	5128.0	5120.8	5118.8	5140.4	5196.0	5428.6	6211.9	6534.1	6741.0	6417.8	5668.4
17.5°	5390.5	5359.6	5343.2	5325.7	5309.2	5366.8	5849.6	6277.8	6762.6	6598.9	5760.0
20°	5840.3	5788.9	5728.1	5629.3	5536.7	5507.9	5697.2	6014.3	6685.4	6736.9	5819.7
22.5°	6405.4	6339.5	6234.5	6054.4	5866.1	5756.9	5772.4	5930.9	6570.1	6887.1	5847.5
25°	7040.5	6956.1	6816.1	6566.0	6289.1	6095.6	5994.7	6050.3	6517.6	7063.1	5879.4
27.5°	7720.9	7627.2	7444.0	7103.3	6789.3	6527.9	6322.0	6314.8	6607.2	7293.7	5930.9
30°	8395.1	8380.7	8141.9	7781.6	7365.8	7047.7	6751.3	6713.2	6857.3	7612.8	6032.8
32.5°	9294.7	9186.6	8894.3	8523.7	8044.1	7662.2	7311.2	7222.7	7241.2	7984.4	6190.3
35°	10429.0	10310.6	9898.9	9387.3	8851.1	8400.2	8012.2	7891.7	7846.5	8592.7	6455.9
37.5°	11161.9	11159.8	10901.5	10380.6	9805.2	9308.1	8886.1	8745.0	8653.4	9327.6	6867.6
40°	11181.4	11229.8	11263.8	11258.6	10849.0	10390.9	10016.2	9842.3	9629.2	10309.6	7399.7
42.5°	10581.3	10705.9	11005.4	11513.9	11756.8	11574.6	11258.6	11087.8	10770.7	11360.5	8048.2
45°	9770.2	9856.7	10380.6	11317.3	12248.8	12748.0	12507.2	12201.5	11783.6	12456.7	8629.8
47.5°	9406.9	9422.3	9761.0	10789.3	12285.9	13709.4	13855.6	13358.4	12703.8	13339.9	9084.7
50°	8321.0	8348.8	8816.1	9874.2	11851.5	14163.3	15210.2	14738.7	13707.4	14020.3	9250.4
52.5°	6271.6	6310.7	6903.6	8370.4	10657.5	13969.8	16179.8	16065.5	14806.7	14352.7	9259.7
55°	3700.4	3751.8	4318.0	5634.5	8382.7	12738.8	16251.8	16671.8	15674.4	14549.3	9245.3
57.5°	1728.2	1764.2	2088.5	2902.7	5213.5	10067.7	15166.9	16255.9	16153.0	14653.3	9347.2
60°	918.1	928.4	1006.7	1256.8	2356.1	6383.8	13049.6	14679.0	15716.6	14797.4	9471.7
62.5°	702.0	705.1	701.0	730.8	990.2	2833.7	9863.9	12067.7	13959.5	14689.3	9333.8
65°	608.3	613.5	584.6	577.4	635.1	1010.8	5859.9	8602.0	10969.4	13230.8	8394.0
67.5°	545.5	547.6	512.6	482.7	493.0	546.6	2311.8	4709.1	7260.8	9698.2	6084.3
70°	502.3	500.2	462.2	414.8	401.4	373.6	734.9	1726.2	3469.8	4918.1	2829.6
72.5°	444.7	445.7	427.2	365.4	333.5	261.4	340.7	503.3	1035.5	1340.2	662.9
75°	394.2	389.1	366.4	327.3	274.8	171.9	168.8	224.4	319.1	317.0	143.1
77.5°	285.1	280.0	287.2	268.7	211.0	111.2	84.4	108.1	129.7	125.6	40.1
80°	209.0	205.9	185.3	223.4	186.3	76.2	52.5	57.6	66.9	56.6	12.4
82.5°	143.1	142.0	130.7	123.5	106.0	46.3	32.9	36.0	43.2	31.9	6.2
85°	22.6	25.7	94.7	75.1	62.8	20.6	22.6	24.7	28.8	17.5	2.1
87.5°	0.0	0.0	44.3	39.1	12.4	8.2	13.4	14.4	14.4	9.3	0.0
90°	0.0	0.0	0.0	0.0	0.0	0.0	0.0	0.0	0.0	0.0	0.0



REPORT NUMBER: P300753

CATALOG NUMBER: GAA-AF-06-LED-U-AFL-600-HSS

CANDELA DISTRIBUTION (continued):

	90°	95°	105°	115°	125°	135°	145°	155°	165°	175°	180°
0°	4909.8	4909.8	4909.8	4909.8	4909.8	4909.8	4909.8	4909.8	4909.8	4909.8	4909.8
2.5°	4928.4	4825.4	4635.0	4438.4	4256.2	4039.0	3889.8	3777.6	3647.9	3612.9	3689.1
5°	4962.3	4767.8	4358.1	3912.4	3493.5	3029.3	2674.2	2393.2	2138.9	2052.5	2130.7
7.5°	5015.8	4726.6	4058.6	3324.7	2595.9	1871.3	1375.2	1048.9	840.9	779.2	812.1
10°	5069.4	4666.9	3711.7	2628.9	1632.5	910.9	592.9	473.5	429.2	420.0	425.1
12.5°	5113.6	4586.6	3288.7	1869.2	872.9	487.9	388.1	368.5	362.3	362.3	364.4
15°	5140.4	4465.2	2787.4	1188.9	502.3	368.5	338.6	332.5	332.5	333.5	335.6
17.5°	5137.3	4310.8	2238.8	719.5	375.7	326.3	308.8	303.6	302.6	304.7	305.7
20°	5099.2	4109.0	1688.1	474.5	327.3	297.5	280.0	270.7	269.7	271.7	273.8
22.5°	5027.2	3859.9	1207.4	365.4	295.4	269.7	248.1	239.8	239.8	241.9	243.9
25°	4939.7	3555.2	825.5	309.8	266.6	239.8	219.2	212.0	214.1	219.2	220.3
27.5°	4830.6	3212.5	561.0	265.6	231.6	210.0	194.5	189.4	194.5	201.7	203.8
30°	4736.9	2855.3	400.4	229.5	196.6	181.2	171.9	171.9	179.1	192.5	195.6
32.5°	4664.8	2509.5	308.8	202.8	170.9	157.5	152.3	157.5	168.8	182.2	185.3
35°	4655.6	2224.3	261.4	181.2	152.3	139.0	136.9	146.2	157.5	167.8	169.8
37.5°	4726.6	1960.8	235.7	163.7	135.9	123.5	121.5	132.8	144.1	156.5	159.5
40°	4861.4	1753.9	217.2	147.2	122.5	109.1	105.0	113.2	128.7	145.1	149.3
42.5°	5036.4	1583.1	196.6	130.7	109.1	90.6	85.4	94.7	111.2	128.7	133.8
45°	5203.2	1435.9	174.0	112.2	91.6	70.0	67.9	80.3	88.5	106.0	110.1
47.5°	5294.8	1306.2	154.4	91.6	71.0	56.6	56.6	59.7	67.9	88.5	92.6
50°	5263.9	1202.2	133.8	67.9	49.4	43.2	43.2	42.2	54.6	71.0	74.1
52.5°	5202.1	1142.5	115.3	52.5	34.0	30.9	27.8	30.9	38.1	45.3	46.3
55°	5192.9	1132.2	96.8	42.2	23.7	20.6	15.4	15.4	15.4	14.4	12.4
57.5°	5264.9	1148.7	81.3	34.0	17.5	13.4	8.2	0.0	0.0	0.0	0.0
60°	5339.0	1166.2	70.0	23.7	12.4	7.2	1.0	0.0	0.0	0.0	0.0
62.5°	5215.5	1127.1	58.7	14.4	9.3	3.1	0.0	0.0	0.0	0.0	0.0
65°	4581.5	959.3	46.3	10.3	6.2	0.0	0.0	0.0	0.0	0.0	0.0
67.5°	3258.8	642.3	30.9	6.2	1.0	0.0	0.0	0.0	0.0	0.0	0.0
70°	1487.4	268.7	19.6	2.1	0.0	0.0	0.0	0.0	0.0	0.0	0.0
72.5°	318.1	83.4	13.4	0.0	0.0	0.0	0.0	0.0	0.0	0.0	0.0
75°	64.8	60.7	5.1	0.0	0.0	0.0	0.0	0.0	0.0	0.0	0.0
77.5°	20.6	95.7	0.0	0.0	0.0	0.0	0.0	0.0	0.0	0.0	0.0
80°	12.4	69.0	0.0	0.0	0.0	0.0	0.0	0.0	0.0	0.0	0.0
82.5°	2.1	10.3	0.0	0.0	0.0	0.0	0.0	0.0	0.0	0.0	0.0
85°	0.0	0.0	0.0	0.0	0.0	0.0	0.0	0.0	0.0	0.0	0.0
87.5°	0.0	0.0	0.0	0.0	0.0	0.0	0.0	0.0	0.0	0.0	0.0
90°	0.0	0.0	0.0	0.0	0.0	0.0	0.0	0.0	0.0	0.0	0.0

(END OF REPORT)